



# Style Summary Sheet

Team Members:	Olivia Heywood	Garment Classification:	Vest
Semester:	Spring 2023	Size Category:	Unisex
Instructors:	Dr. Teel	Size Range:	XS-XXL
Date:	05/02/2023	Colors:	Burgundy

Target Market:	All genders ages 25-40	Country of Origin:	Italy
Fabric Type:	Leather	Manufacturing Facility:	Fine Leathers and Fabrics
Fiber Content:	100% Sheepskin	Retail Selling Price:	\$770.00
Target Season:	F/W 2023		



Front



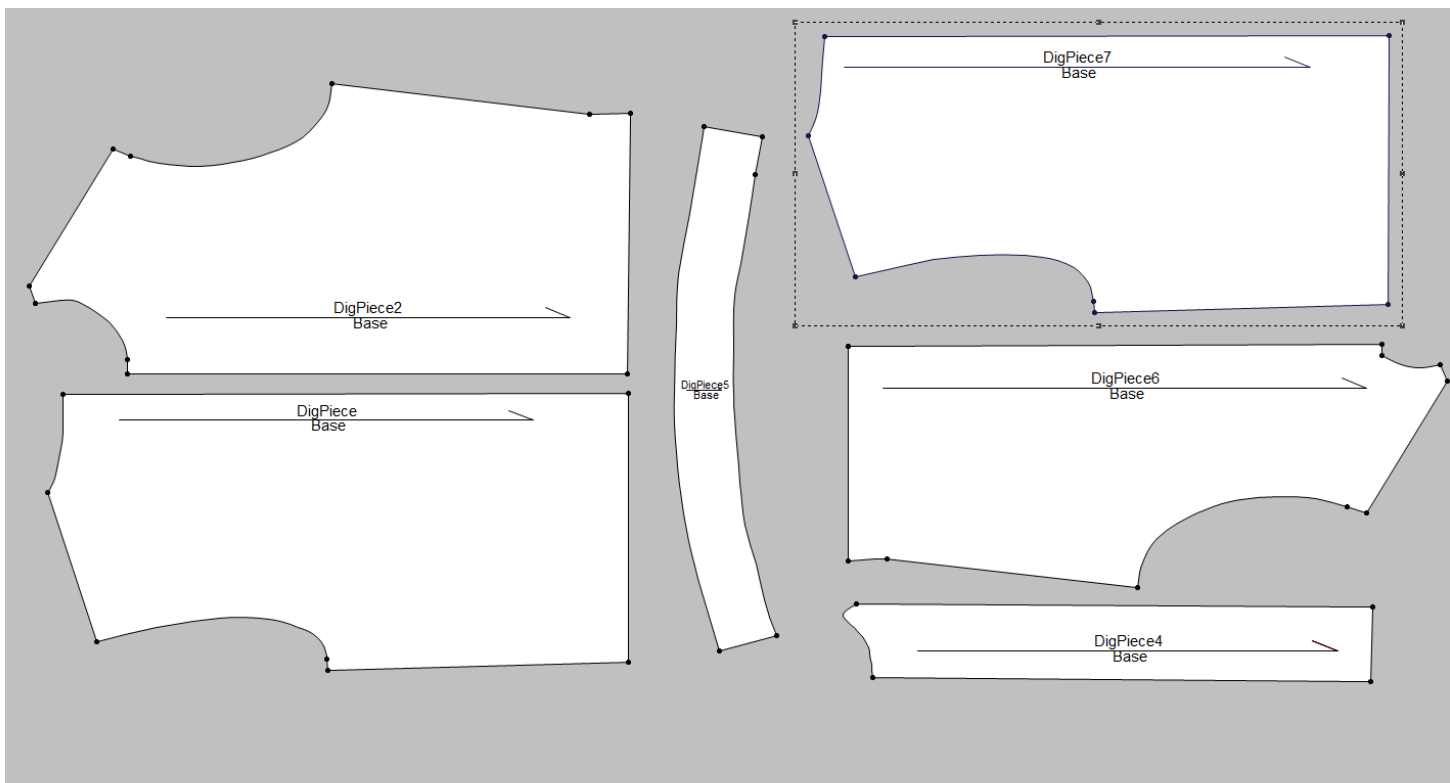
Back

Soft hand leather vest with mandarin collar, Harley Davidson Logo, and handmade leather flowers. Vest reaches natural waistline.

# Detailed Pattern Sheet

Team Members:	Olivia Heywood	Garment Classification:	Vest
Semester:	Spring 2023	Size Category:	Gender Neutral
Instructors:	Dr. Teel	Size Range:	XS-XXL
Date:	05/02/2023	Colors:	Burgundy

QTY	Pattern Piece Name	Pattern Information
2	Front Vest	Cut 1:1R
1	Back Vest	Cut on Fold
2	Collar	Cut 1:1R
2	Front Lining	Cut 1:1R
2	Front lining placket	Cut 1:1R
1	Back Lining	Cut on Fold




# Detail Fabric Sheet


Team Members:	Olivia Heywood	Garment Classification:	Vest
Semester:	Spring 2023	Size Category:	Gender Neutral
Instructors:	Dr. Teel	Size Range:	XS-XXL
Date:	05/02/2023	Colors:	Burgundy

	Fabric 1	Fabric 2		Fabric 1	Fabric 2
Body Fabric ID:	#315987	#268153	Season:	Autumn/Winter	Autumn/Winter
Fiber Content:	100% Sheepskin	100% Polyester	Fabric Weight:	1.5 oz	1.2 oz
Description:	Lightweight leather	Crepe back satin	Cost:	\$4.00 per sq. ft.	\$8.99 per yard
Fabric Width:	1 yard	1 yard	Finish:	none	none
Washing Instructions:	Gently wash in warm water	Gently wash in warm water	Misc Features:	Minimal stretch	

Fabric 1



Fabric 2



Cherry Wine – Pantone 19-1617TCX



# Costing Sheet

Team Members:	Olivia Heywood	Garment Classification:	Vest
Semester:	Spring 2023	Size Category:	Gender Neutral
Instructors:	Dr. Teel	Size Range:	XS - XXL
Date:	05/02/2023	Colors:	Burgundy

Code	Description	Use	Width/Size	Qty Needed	Adj. Qty.	Cost per Qty.
F	Cherry Leather	Whole body	1 yd	2.75 yds	3.88125	\$3.00/yd
F	Burgundy Satin	Lining	1 yd	0.75 yds	.77625	\$2.48/yd
T	Waxed Nylon Thread	Whole body	T70	70 yds	72.45	\$0.03/yd
T	Cotton Wrapped Polyester Thread	Lining	T21	10 yds	10.35	\$0.01/yd
O	Nickel Snap	Collar	15mm	1	1.035	\$0.15/unit
T	Black Nickel Zipper	Center front	18 in	1	1.035	\$0.42/unit
O	Woven Label	Top center back	1 in X 2 in	1	1.035	\$1.00/unit
O	Care Label	Left side seam	2 in X 1 in	1	1.035	\$0.44/unit
O	Hang Tag	Top center back	2 in X 3 in	1	1.035	\$0.44/unit

Materials	Value	OVH %	Ovh. Amt.	Adj. Value	Total Materials
Fabrics Subtotal	\$10.46385	40%	\$4.18554	\$14.64939	
Trims Subtotal	\$2.7117	40%	\$1.08468	\$3.79638	
Support Materials Subtotals	\$2.0493	40%	\$0.81972	\$2.86902	
Total Materials					
					\$25.66179

Labor	Per Garment	Total Labor
Grading	\$2.20	
Marker Making	\$2.20	
Cutting	\$2.20	
Sewing	\$15.00	
Total Labor Cost		21.6

Total Manufacturing Cost	\$53.96
Markup %	93%
Retail Selling Price	\$770.80

Total Packaging Cost	\$0.25
Total Duties & Shipping	\$10.7911975

# Operation Bulletin

Team Members:	Olivia Heywood	Garment Classification:	Vest
Semester:	Spring 2023	Size Category:	Gender Neutral
Instructors:	Dr. Teel	Size Range:	XS - XXL
Date:	04/01/2023	Colors:	Burgundy

Stitch Type	Seam Type	Operation Description
301	SSa-1	Sew side seams of face together
301	OSa-1	Topstitch down left and right seam allowance of side seams
301	SSa-1	Sew together shoulder seams of face
301	OSa-1	Topstitch down left and right seam allowance of shoulder seams
301	SSa-1	Sew collar piece to face
		Glue Harley Davidson lettering (Received from laser cutting company) to back center of face
301	OSa-1	Top stitch Harley Davidson Lettering
301	SSa-1	Attach zipper to either side of center front
301	SSa-1	Sew facing to lining
301	SSa-1	Sew together side seams of lining (insert care label to the left side seam)
301	SSa-1	Sew together shoulder seams of lining
	OSa-1	Tack 4 corners of Brand label on to top center back of lining
301	SSa-1	Sew second collar piece to lining
301	SSa-1	Put face and lining together with right sides inward and sew around vest from the bottom of the right facing to the bottom of the left facing.
		Flip jacket right side out
301	SSa-1	Finish armholes from the inside
301	SSa-1	Sew on the inside from either side of hem, leaving a 3 inch opening in the center.
200		Handstitch flowers into place
		Press opening closed
301	OSa-1	Topstitch along each side of zipper
301	OSa-1	Topstitch sides and top of collar
		Attatch snaps to collar

# Packaging & Shipping

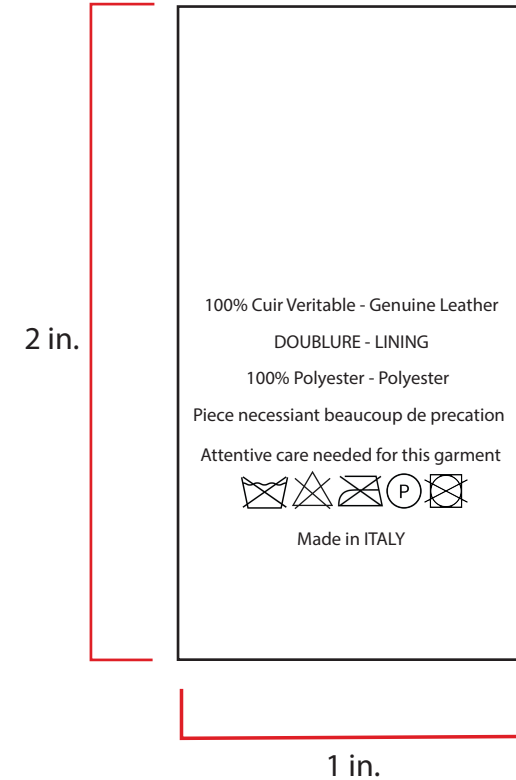
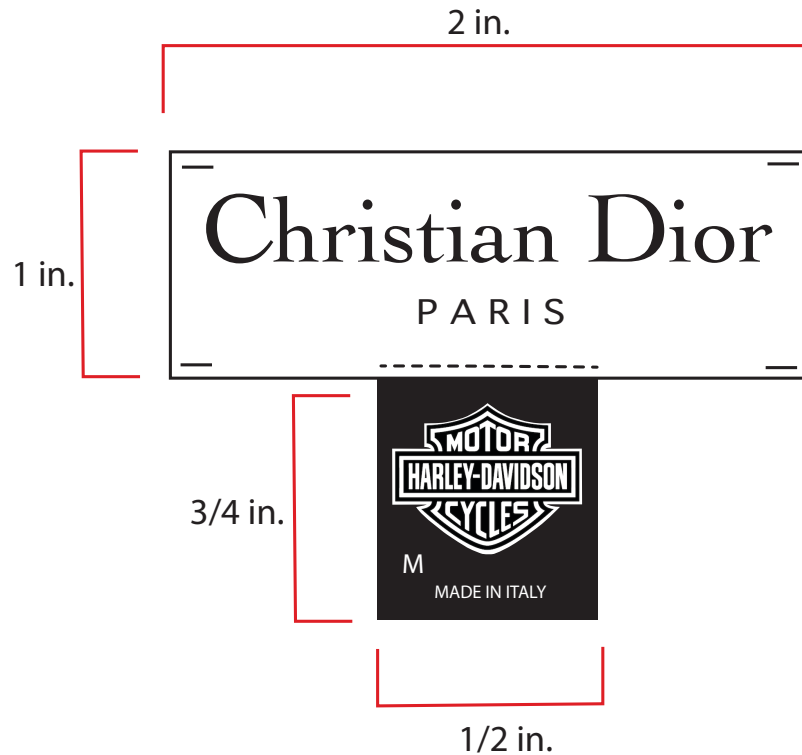
Team Members:	Olivia Heywood	Garment Classification:	Vest
Semester:	Spring 2023	Size Category:	Gender Neutral
Instructors:	Dr. Teel	Size Range:	XS-XXL
Date:	04/01/2023	Colors:	Burgundy

Package Type	Amount	Vendor	Cost	Colors	Details
Apparel Box	1	Uline	\$0.22	White Gloss	17" X 11" X 2 ½", 56/250
Tissue Paper	1	Uline	\$0.03	White	12" X 18", 25/960
		Total:	\$0.25		



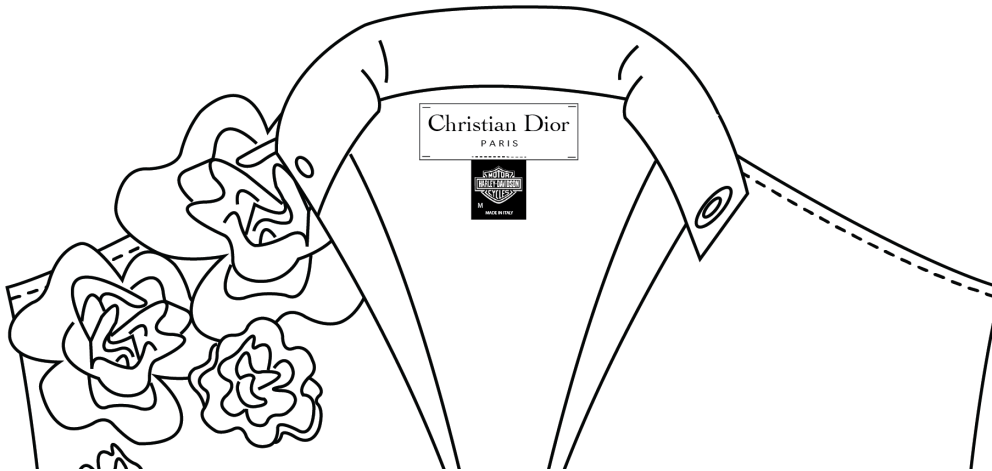
# Label information

Team Members:	Olivia Heywood	Garment Classification:	Vest
Semester:	Spring 2023	Size Category:	Gender Neutral
Instructors:	Dr. Teel	Size Range:	XS-XXL
Date:	04/01/2023	Colors:	Burgundy



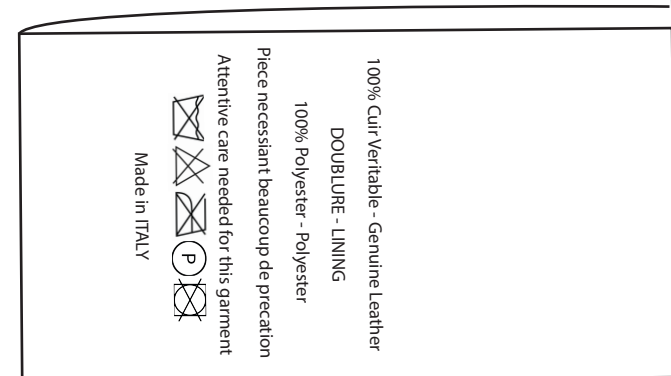
# Label Placement

Team Members:	Olivia Heywood	Garment Classification:	Vest
Semester:	Spring 2023	Size Category:	Gender Neutral
Instructors:	Dr. Teel	Size Range:	XS-XXL
Date:	04/01/2023	Colors:	Burgundy



Brand/Size label is attached at the center back,  
just below the collar.

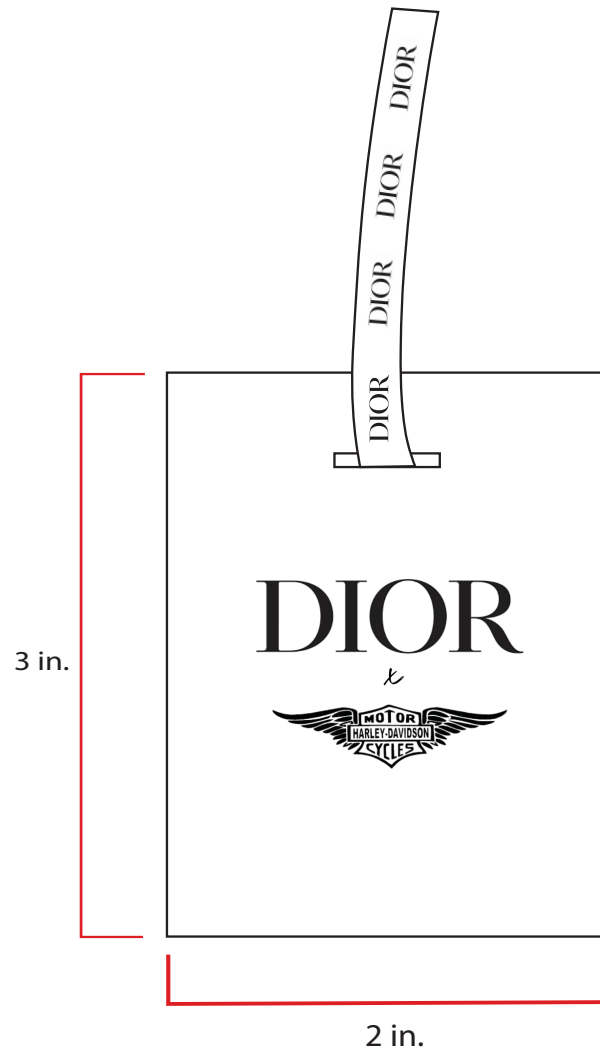
Care Label is sewn into the left side seam of the  
garment  $\frac{1}{4}$  of the length up from the hem.





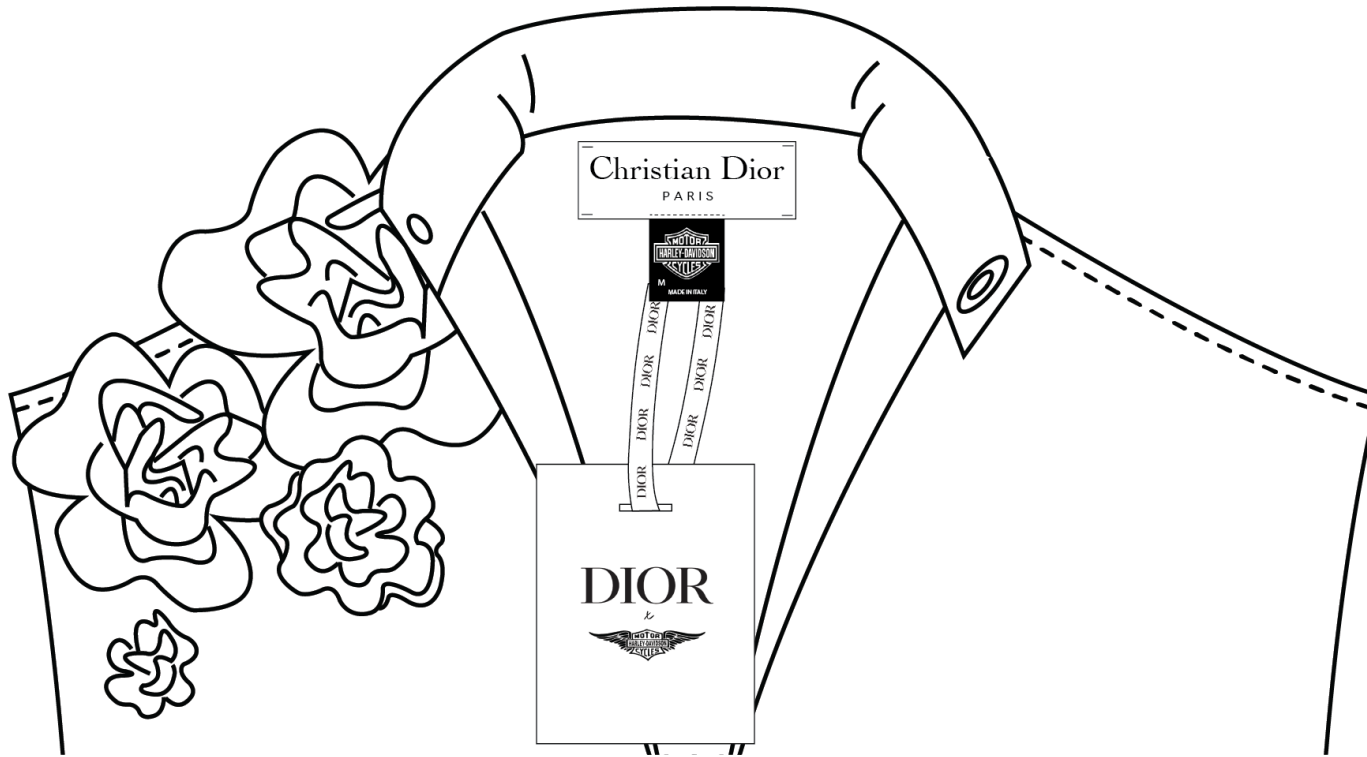
# Hangtag Information

Team Members:	Olivia Heywood	Garment Classification:	Vest
Semester:	Spring 2023	Size Category:	Gender Neutral
Instructors:	Dr. Teel	Size Range:	XS-XXL
Date:	04/01/2023	Colors:	Burgundy



# Hangtag Placement

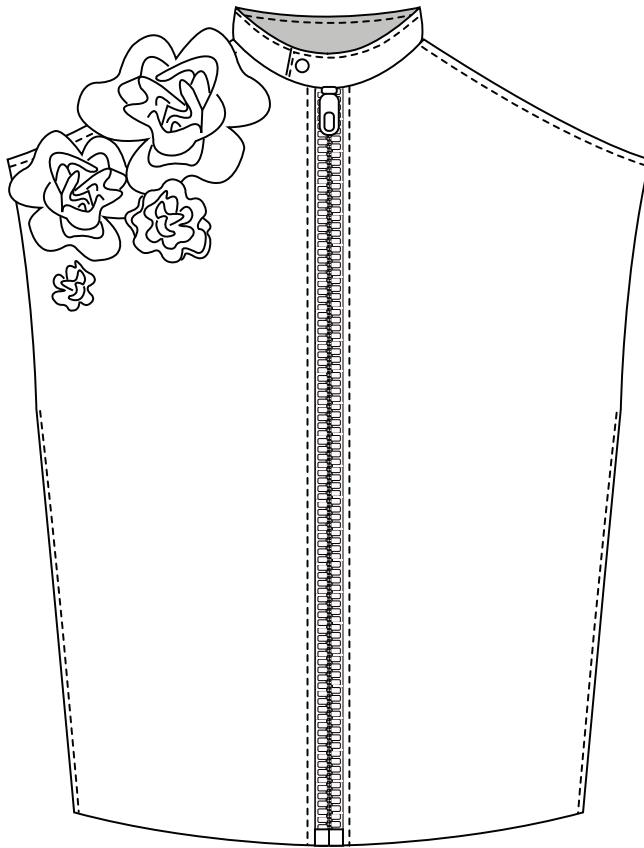
Team Members:	Olivia Heywood	Garment Classification:	Vest
Semester:	Spring 2023	Size Category:	Gender Neutral
Instructors:	Dr. Teel	Size Range:	XS-XXL
Date:	04/01/2023	Colors:	Burgundy



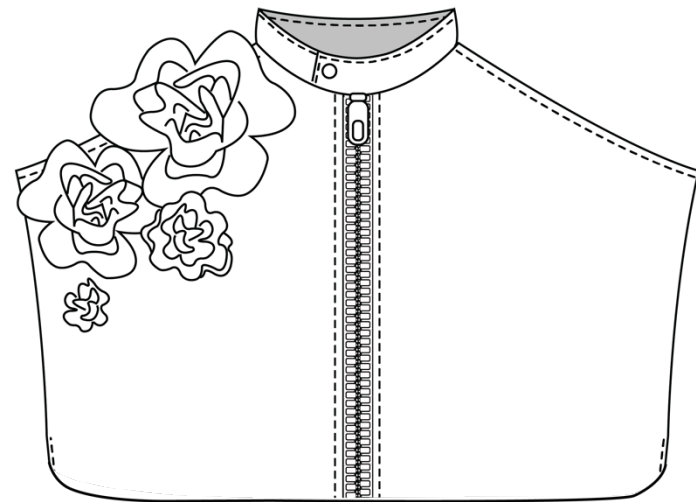
Hangtag tied through smaller loop portion of woven brand label

# Folding Instructions

Team Members:	Olivia Heywood	Garment Classification:	Vest
Semester:	Spring 2023	Size Category:	Gender Neutral
Instructors:	Dr. Teel	Size Range:	XS-XXL
Date:	04/01/2023	Colors:	Burgundy

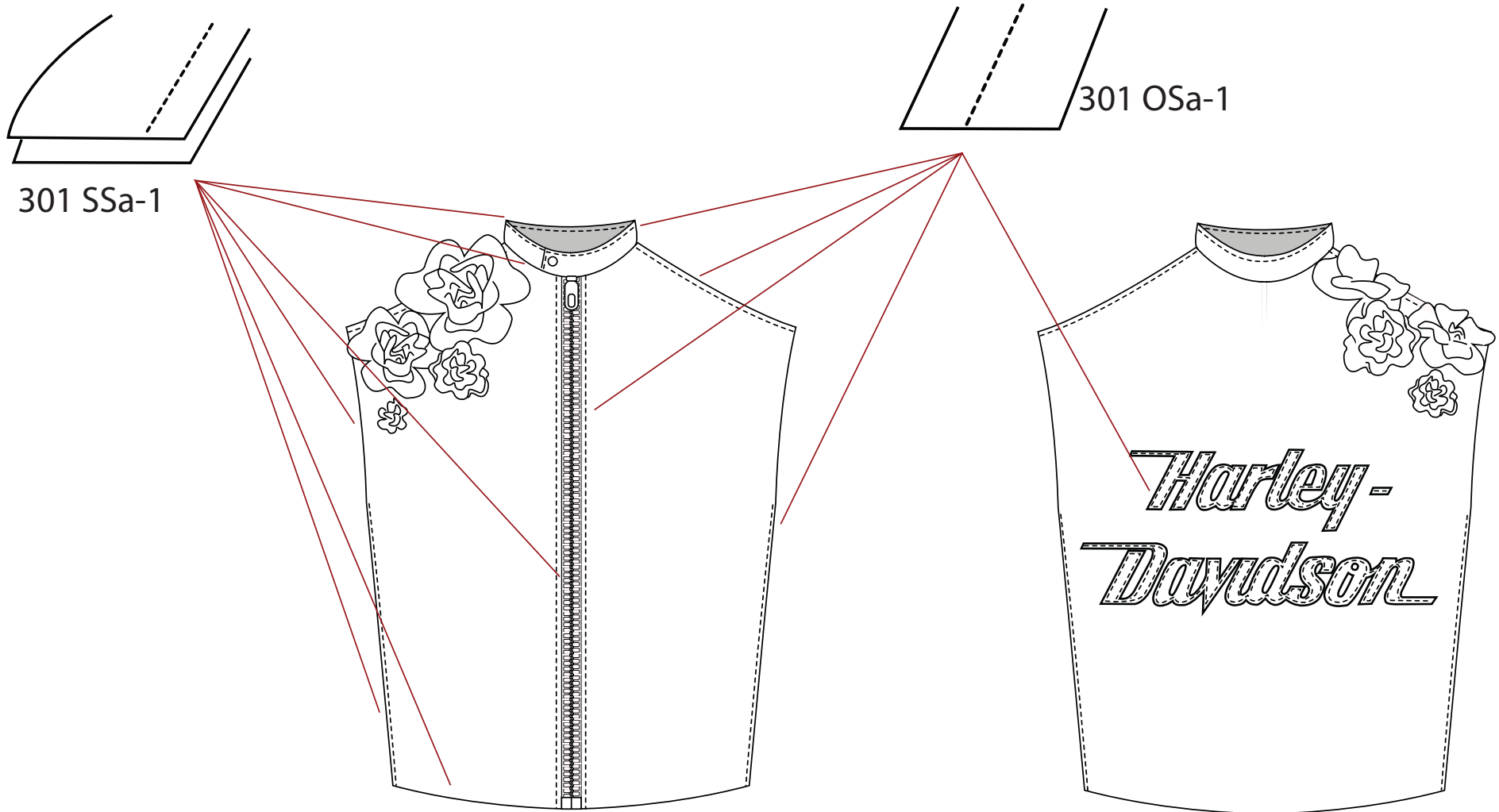


Fold Vest in half horizontally to place in box.



# Stitches and Seams Diagram

Team Members:	Olivia Heywood	Garment Classification:	Vest
Semester:	Spring 2023	Size Category:	Gender Neutral
Instructors:	Dr. Teel	Size Range:	XS-XXL
Date:	04/01/2023	Colors:	Burgundy

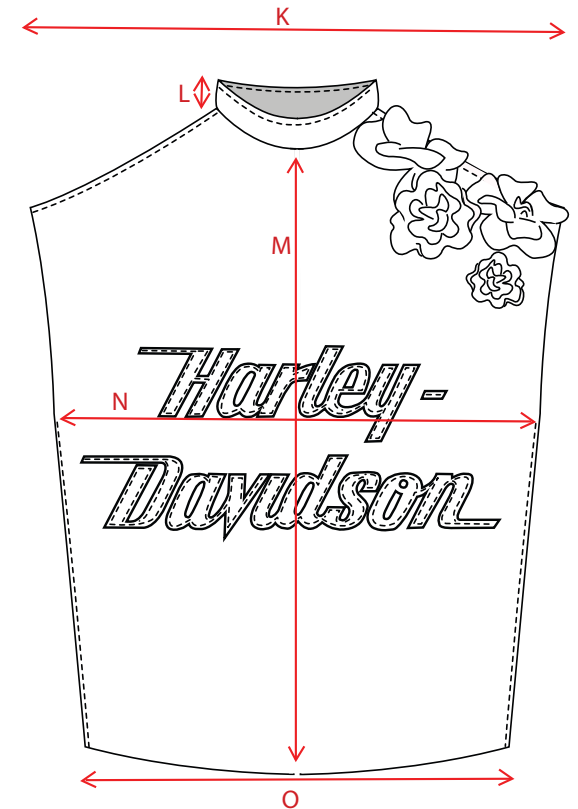
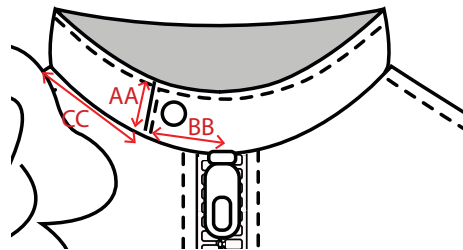
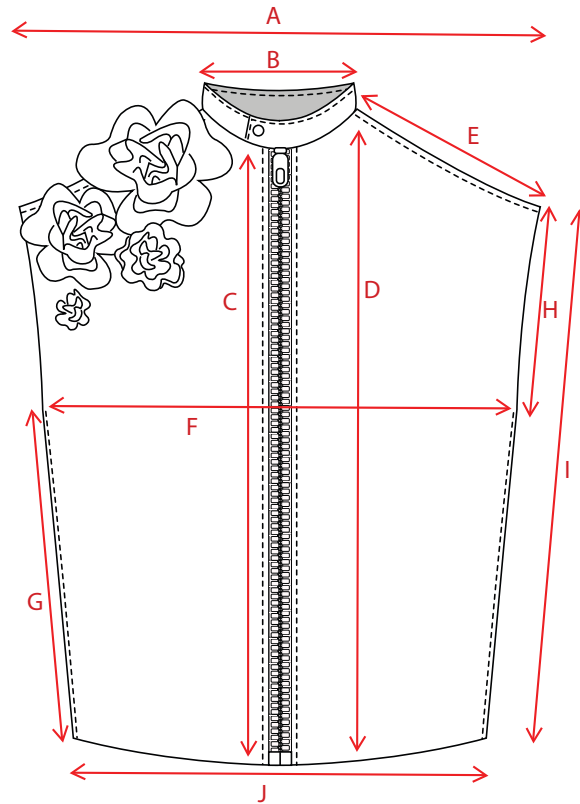


# Product Specifications

**Garment: Leather vest**

**Team: Olivia Heywood**

POM	Description	Sample Size: Finished Dimension	Tol. +/-
AA	Front closure collar length	1 ½ in	1/4
BB	Center front to closure	1 ¾ in	1/4
CC	Short side collar width	2 ¾ in	1/4
A	Front shoulder width	15 ¼ in	¾
B	Collar width	7 ¾ in	3/8
C	Center front length	18 in	3/4
D	Full length	20 ¼ in	3/4
E	Shoulder length	4 ¾ in	1/4
F	Chest width	20 in	1/2
G	Side seam length	10 in	3/4
H	Armhole length	9 in	1/2
I	Full side length	18 ¼ in	3/4
J	Front hem length	19 in	3/8
K	Back shoulder width	16 ¾ in	1/4
L	Collar height	1 ½ in	1/4
M	Center back length	20 ½ in	3/4
N	Back width	20 1/4	1/2
O	Back hem width	19 in	3/8




# Product Specifications

**Garment: Leather vest**

**Team: Olivia Heywood**

POM	Description	Sample Size: Finished Dimension	Tol. +/-
P	Armhole to H	3 ¾ in	3/8
Q	Armhole Y	4 ¾ in	3/8
R	Side seam to H	5 in	3/8
S	Dash to armhole	4 ½ in	3/8
T	H to D	¾ in	3/8
U	R to V	1 in	3/8
V	Y to S	½ in	3/8
W	Side seam to Y	7 ¾ in	3/8
X	Side seam to N	5 ¼ in	3/8
Y	Side seam to D	3 ½ in	3/8
Z	Side seam to D	4 in	3/8
1	Side seam to N	4 ½ in	3/8
2	Flower width	2 ½ in	3/8
3	Lowest flower depth	5 ½ in	1/4
4	Flower width	1 ½ in	3/8
5	Flower width	2 in	3/8
6	Flower width	2 ½ in	3/8
7	Flower width	2/12 in	3/8
8	Lowest flower depth	4 in	1/4
9	Flower width	2 in	3/8
10	Flower width	3 ½ in	3/8



Product Specifications

**Garment: Leather Vest**

**Team: Olivia Heywood**

POM	Description	Explanation
AA	Front closure collar length	Top of collar to base of collar at closure seam
BB	Center front to closure	Closure seam to center front at base of collar
CC	Short side collar width	Right side of collar to closure
A	Front shoulder width	Low shoulder tip to low shoulder tip
B	Collar width	Measure between tips of collar
C	Center front length	Center bottom of collar to hem
D	Full length	High point shoulder to hem
E	Shoulder width	High point shoulder to armhole
F	Chest width	Side seam to side seam at the bottom of the armhole
G	Side seam length	Bottom of armhole to hem
H	Armhole length	End of shoulder to bottom of armhole
I	Full side length	Low shoulder point to hem
J	Front hem length	Side seam to side seam at the hem
K	Back shoulder width	Side seam to side seam at bottom of armhole
L	Collar height	Bottom to top of collar
M	Center back length	Center bottom of collar to hem
N	Back width	Side seam to side seam at bottom of armhole
O	Back hem width	Low shoulder tip to low shoulder tip
P	Armhole to H	Distance between side of vest to H
Q	Armhole Y	Distance between side of vest to Y
R	Side seam to H	Distance between side of vest to H
S	Dash to armhole	Distance between side of vest to dash
T	H to D	Distance between Harley and Davidson
U	R to V	Distance between Harley and Davidson
V	Y to S	Distance between Harley and Davidson
W	Side seam to Y	Distance between side of vest to Y
X	Side seam to N	Distance between side of vest to N
Y	Side seam to D	Distance between side of vest to D
Z	Side seam to D	Distance between side of vest to D

1	Side seam to N	Distance between side of vest to N
2	Flower width	Diameter of specified flower
3	Lowest flower depth	Placement of the lowest flower from shoulder seam
4	Flower width	Diameter of specified flower
5	Flower width	Diameter of specified flower
6	Flower width	Diameter of specified flower
7	Flower width	Diameter of specified flower
8	Lowest flower depth	Placement of the lowest flower from shoulder seam
9	Flower width	Diameter of specified flower
10	Flower width	Diameter of specified flower